

2023 annual report to the Community

Edwardstown Primary School

Edwardstown Primary School number: 0127

Partnership: Mitcham Plains



School principal:

V Bashford Signature



Date of endorsement:

04/02/2024

Context Statement

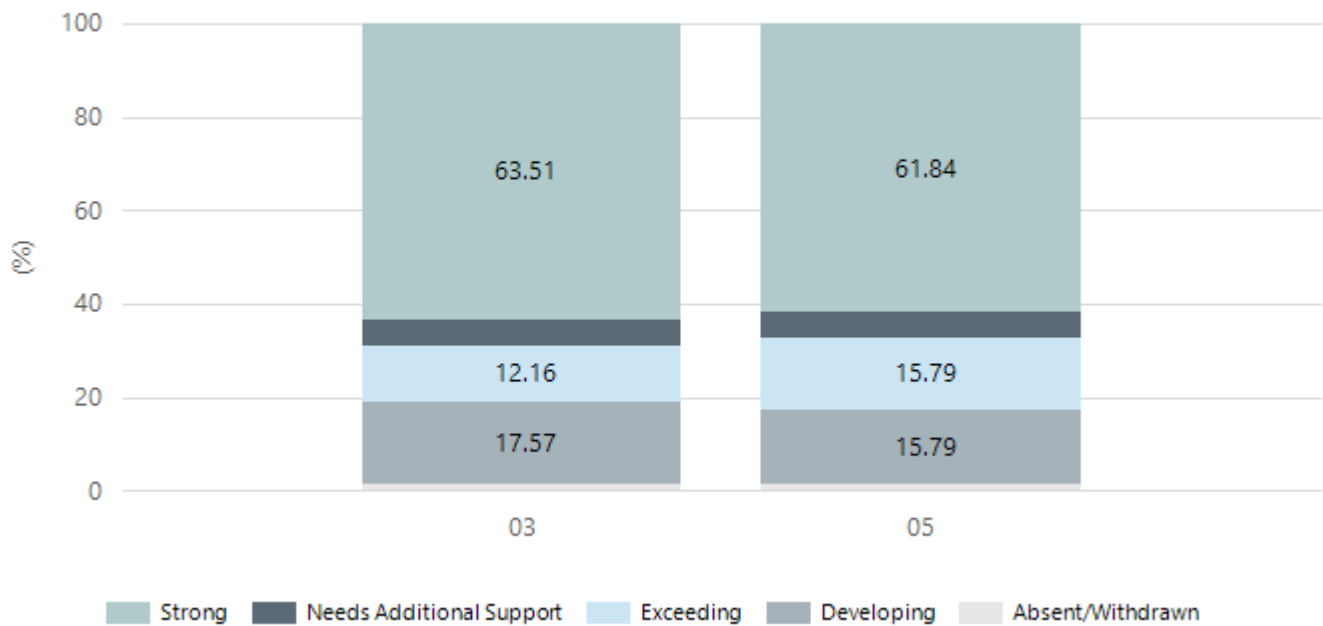
Edwardstown Primary School caters for students from R-6. At the time of this report, the enrolment in 2023 is 516. Edwardstown Primary School is classified as Category 6 on the Department for Education Index of Educational Disadvantage. At the time of this report, the school population includes 3% Aboriginal students, 9% students with disabilities, 12% students with English as an additional language or dialect (EALD) funded background. Further information about the school is available on the school's website (including its context statement), as well as the My School website.

Performance Summary

NAPLAN Proficiency

In 2023, the Australian Curriculum, Assessment and Reporting Authority (ACARA) - a Commonwealth Independent statutory authority - announced changes to NAPLAN performance reporting. This new way of reporting by ACARA that NAPLAN results from 2023 will not be comparable to previous years. The new approach replaces the previous numerical NAPLAN bands and the national minimum standard.

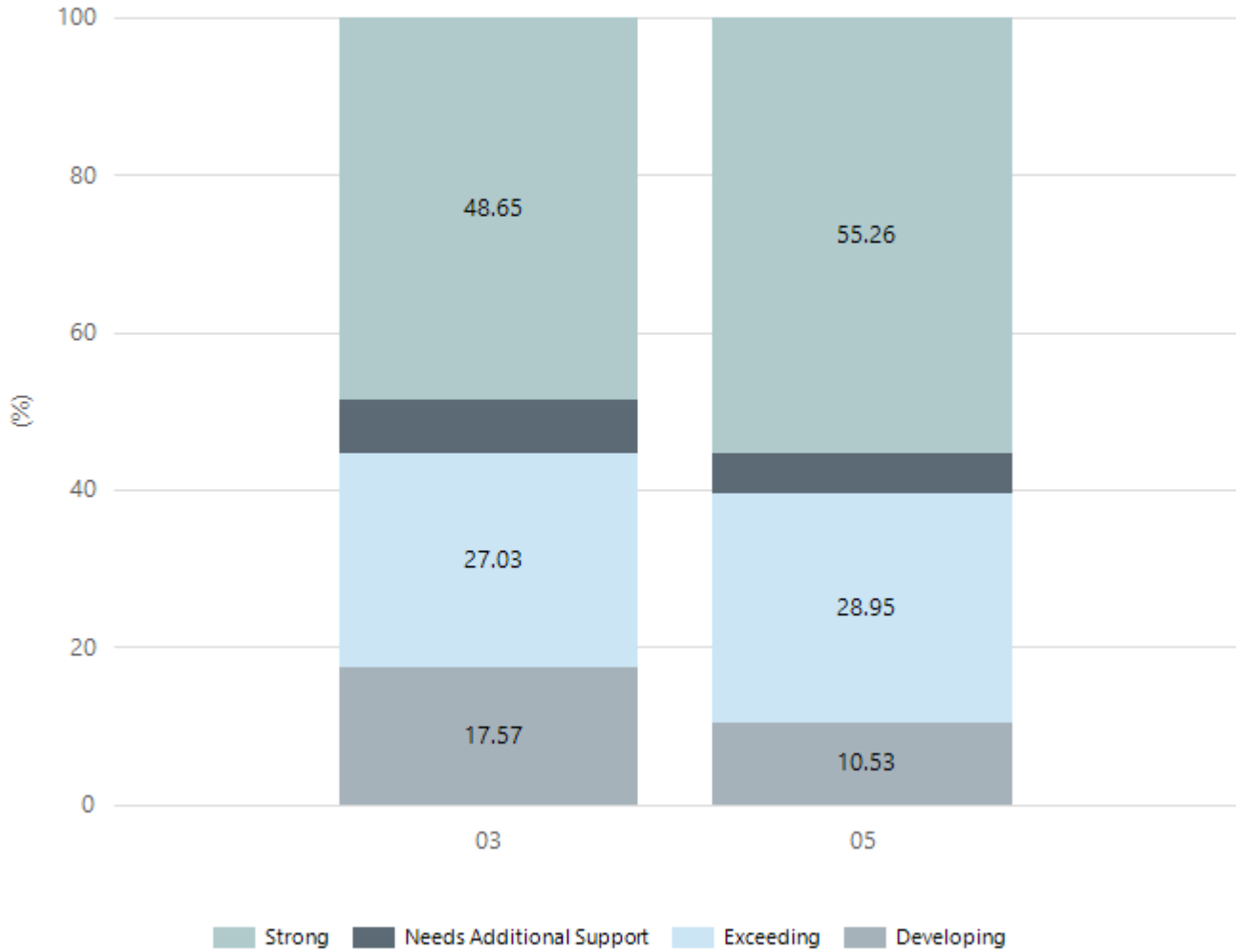
Numeracy



Year Level	03	05
Strong	47	47
Exceeding	9	12
Developing	13	12
Needs Additional Support	4	4
Absent/Withdrawn	1	1
Total	74	76

Data Source: Department for Education Assessment Data Holdings, 2023. When there are less than six students in a cohort, no data is supplied.

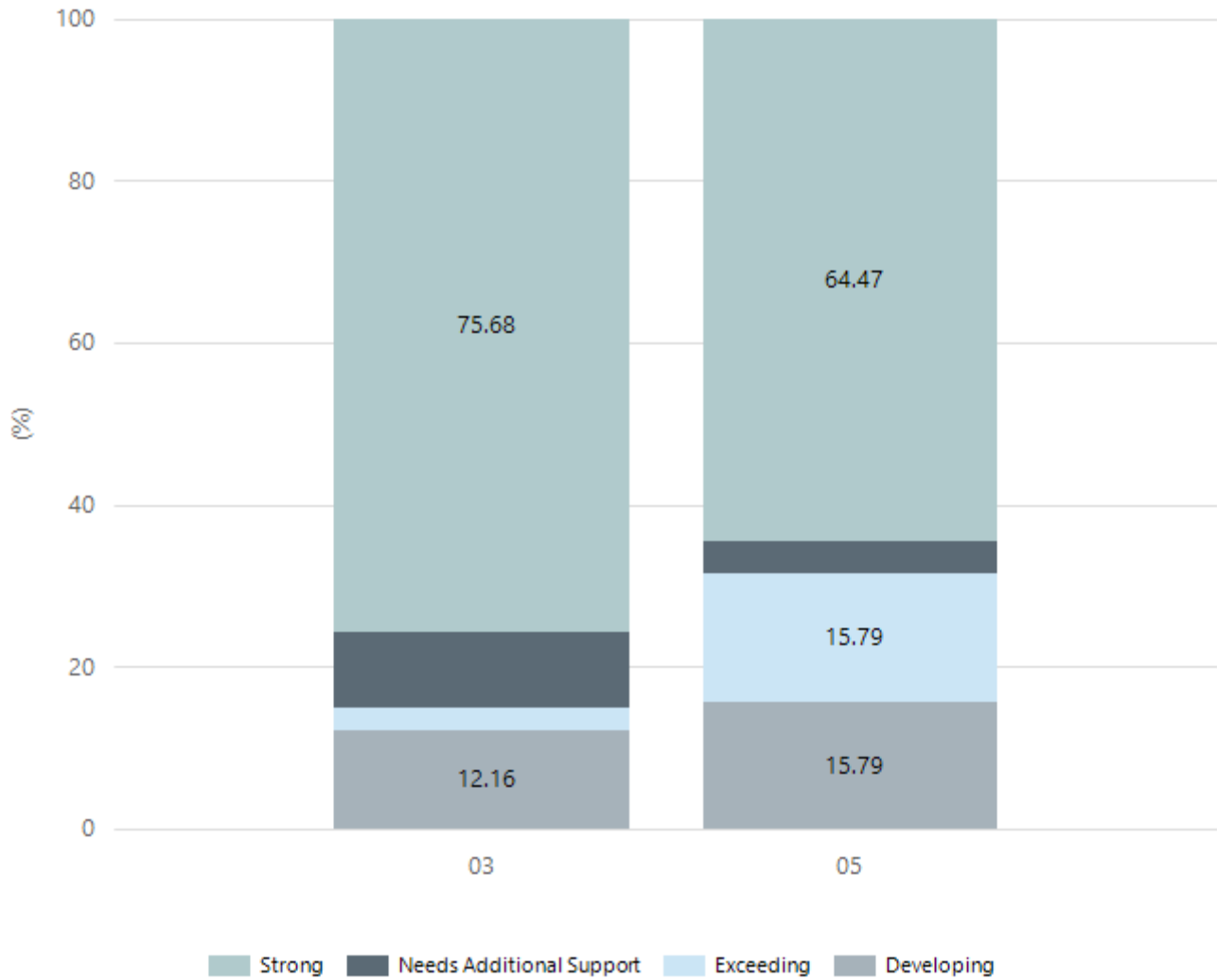
Reading



Year Level	03	05
Exceeding	20	22
Strong	36	42
Developing	13	8
Needs Additional Support	5	4
Total	74	76

Data Source: Department for Education Assessment Data Holdings, 2023. When there are less than six students in a cohort, no data is supplied.

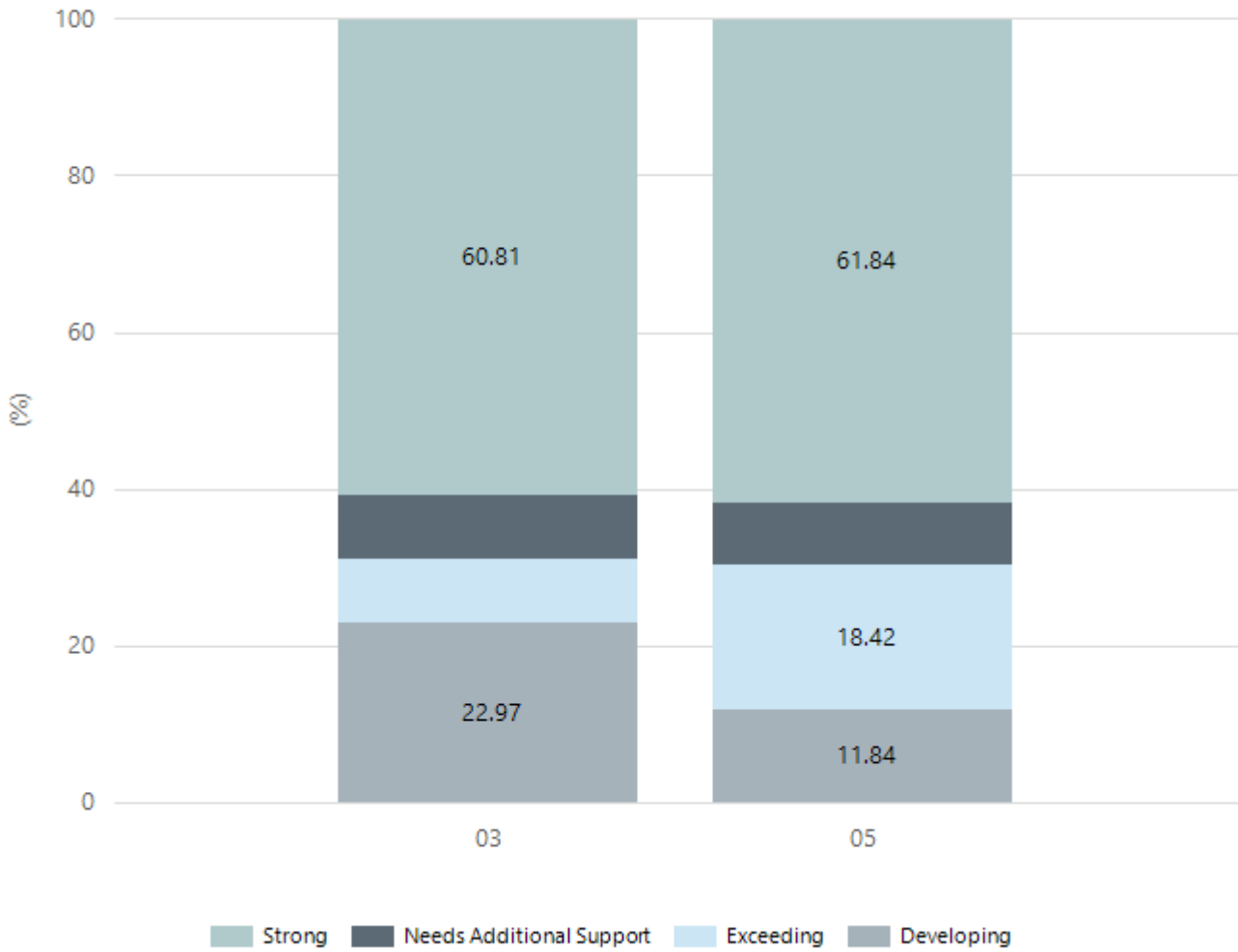
Writing



Year Level	03	05
Exceeding	2	12
Strong	56	49
Developing	9	12
Needs Additional Support	7	3
Total	74	76

Data Source: Department for Education Assessment Data Holdings, 2023. When there are less than six students in a cohort, no data is supplied.

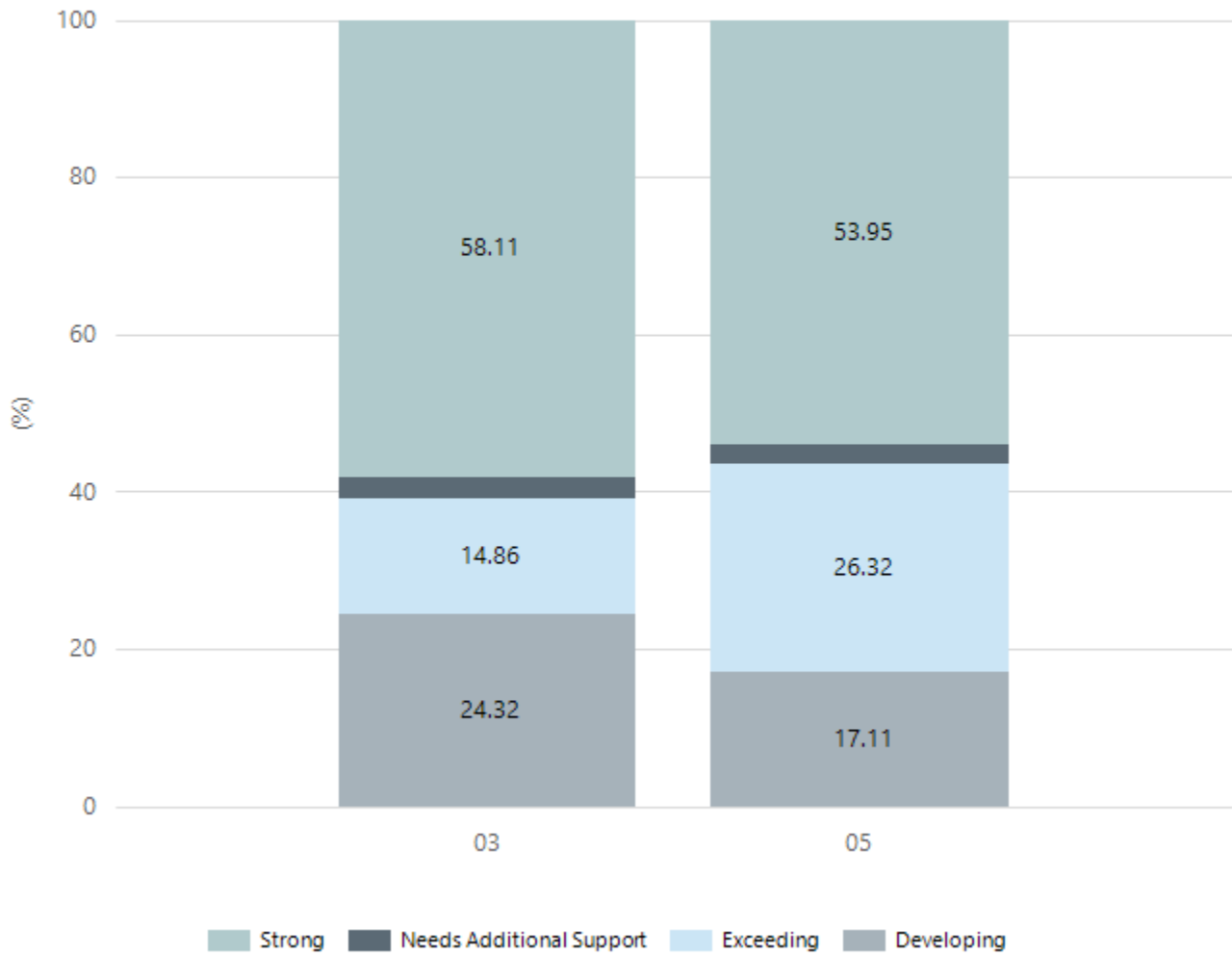
Grammar



Year Level	03	05
Exceeding	6	14
Strong	45	47
Needs Additional Support	6	6
Developing	17	9
Total	74	76

Data Source: Department for Education Assessment Data Holdings, 2023. When there are less than six students in a cohort, no data is supplied.

Spelling



Year Level	03	05
Strong	43	41
Needs Additional Support	2	2
Exceeding	11	20
Developing	18	13
Total	74	76

Data Source: Department for Education Assessment Data Holdings, 2023. When there are less than six students in a cohort, no data is supplied.

School Attendance

Year Level	2021	2022	2023
Reception	94.2%	87.5%	92.0%
Year 01	92.5%	88.5%	93.0%
Year 02	91.9%	89.7%	92.2%
Year 03	89.5%	87.3%	92.7%
Year 04	93.7%	88.1%	91.7%
Year 05	89.0%	88.0%	91.4%
Year 06	91.2%	84.5%	91.8%
Year 07	84.2%		
Primary Other		100.0%	100.0%
Total	90.8%	89.2%	93.1%

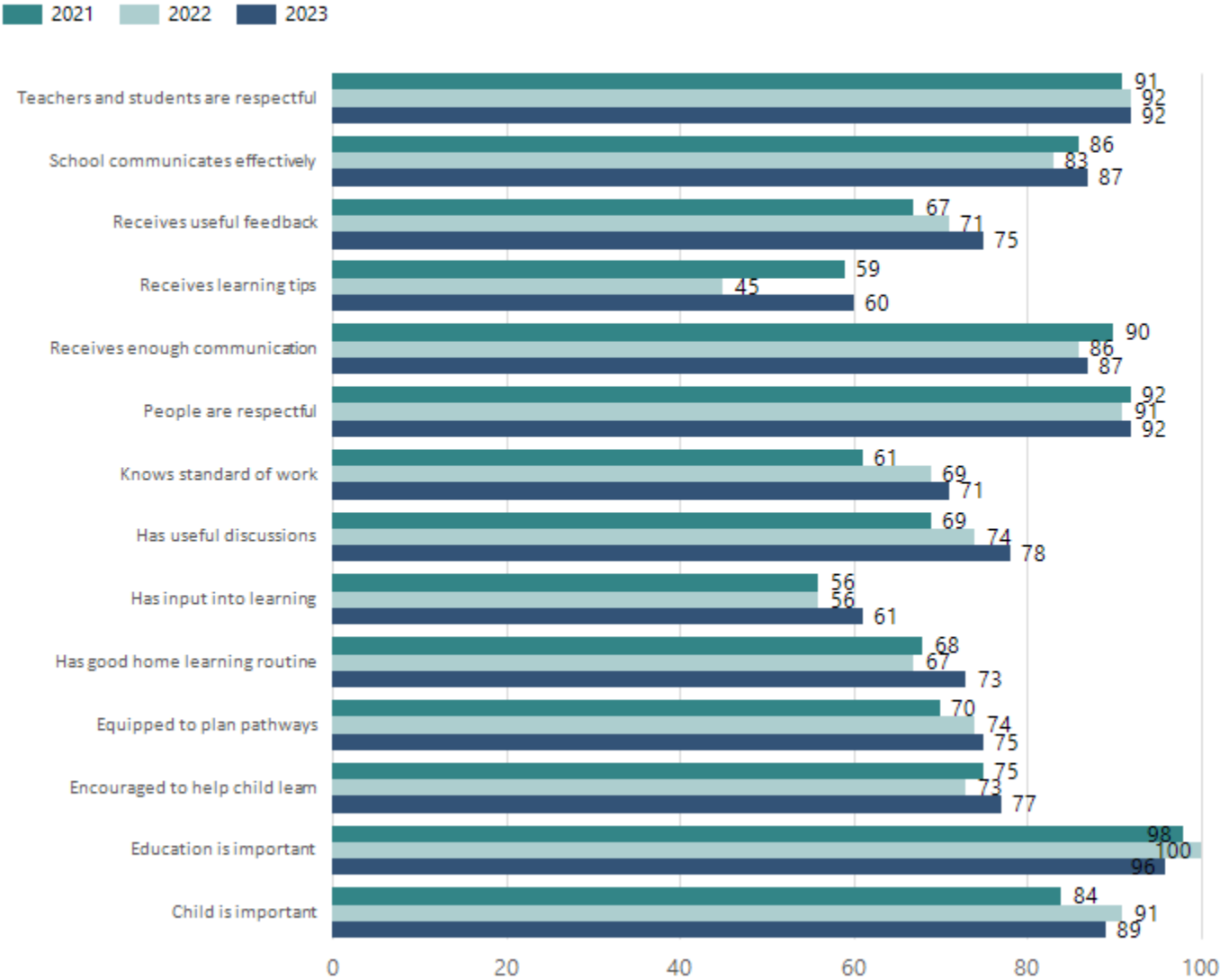
Data Source: Department for Education Attendance Data, Semester 1 Report 2023. A blank cell indicates there were no students enrolled. 'Primary Other' includes students enrolled in specialised education options. 'Secondary Other' includes students who have already spent a year at Year 12 and elected to undertake further study at Year 12.

Attendance Comment

In South Australia, all children and young people must be in school from 6 years to 16 years old. They must attend a government or non-government school full time. From age 16 to 17 however, young people must attend school or an approved learning program (such as an apprenticeship, traineeship, accredited course or university). Schools and parents must encourage and support students to come to school every day. Parents and caregivers must make sure their child is enrolled in a school, and attends school all day and everyday it is open, unless a child is sick or has an approved exemption. Teachers and leaders actively follow up when a student misses school, including recording all absences and non-attendance. All schools in South Australia have local attendance procedures governed under the Education and Children's Services Regulations 2020.

Parent Opinion Survey Results

Proportion of agree/strongly agree response(%)



Data Source: 2023 Department for Education Parent Opinions Survey, Term 3 2023.

Intended Destination

Leave Reason	Number	%
NG - ATTENDING NON-GOV SCHOOL IN SA	1	5.0%
NS - LEFT SA FOR NSW	1	5.0%
OV - LEFT SA FOR OVERSEAS	3	14.0%
QL - LEFT SA FOR QLD	1	5.0%
TA - LEFT SA FOR TAS	2	10.0%
TG - TRANSFERRED TO SA GOVERNMENT SCHOOL	11	52.0%
VI - LEFT SA FOR VIC	2	10.0%

Data Source: Department for Education Destination Data Report, 2023. Data extract term 3 2023. Data shows recorded destinations for students that left the school in the previous year. Data is uploaded by schools in term 3 and may not reflect final or total figures at time of report creation.

Highest Qualifications held by the teaching workforce and workforce composition

All teachers at this school are qualified and registered with the SA Teachers Registration Board.

Qualification Level	Number of Qualifications
Bachelor's degrees or Diplomas	27
Postgraduate Qualifications	7

Data Source: Data extracted from Mandatory Workforce Information Collections as on the last pay date of June 2023. As self-reported by staff in the system.

Please note: Data includes staff who are Actively employed and on extended paid leave. Please note only the highest qualification of the Teaching staff is reported. Excludes any number of other certifications earned.

Workforce composition including indigenous staff

	Teaching Staff		Non-Teaching Staff	
	Indigenous	Non-Indigenous	Indigenous	Non-Indigenous
Full-Time Equivalent	0.0	30.1	0.2	9.3
Persons	0.0	34.0	1.0	13.0

Data Source: Data extracted from Mandatory Workforce Information Collection as on the last pay date of June 2023.

Please note: Data includes staff who are actively employed and on extended paid leave. "Indigenous category" is self-reported by staff in the system.

Financial Statement

Funding Source	Amount
Grants: State	\$206,710
Grants: Commonwealth	\$13,000
Parent Contributions	\$146,217
Fund Raising	\$63,547
Other	\$5,543,233

Data Source: School supplied data.

Governing Council Report

2023 has been another action-packed year for our school and the Governing Council.

There were plenty of projects in various stages for EPS this year, some we have been planning for years, so the closer they get to being completed the more exciting it is. Final design for the new building is close, and hopefully it will be full of happy students this time next year! The southern school oval improvement is underway and will look amazing. What a great way to show what all the hard efforts with fund raising over the last 24 months and the school winning the grant can do. Of course, I must give a shout out to the EPS Beanies!! What a great addition to the uniform, and many warm heads on those cold winter days.

Being a part of the Governing Council, we are lucky enough to have teaching staff keep us updated on student learning. An example of what has been happening this year, is a strong focus on student agency in math and literacy. Inquiry math where students develop agency, creativity, initiative, and independence. Allowing them to take it where they want to and giving them an opportunity to explore, personalise and expand the way they learn. Literacy has focused on an adapted program to suit EPS, one example of incorporating student agency is the various Writers Workshops utilising Brightpath feedback. The idea being students take ownership to sign up to an activity that focusses on an aspect of the learning they need to improve. Students have enjoyed being able to choose the learning and what they want to do and improve upon. The Intervention Program (in reading) showed great results almost straight away, with an increase in the phonological awareness of students.

Eddie's Market saw students working hard on their proposals for their businesses and stalls. The idea of enjoying a picnic after the event finished for our school community with live music and food trucks, was fantastic and reminiscent of Strawberry Fair days.

Lots of great whole school experiences with the Colour Run, Sports Day (Go Koalas !), Book week, French Day, End of Year concert and so much more, great to see everyone out enjoying the events.

EPS was once again very well represented in our After School Hours Sport programs with many teams for Basketball, Netball, Cricket and Soccer. Our students always make us proud and represent our school values well. Of course, this could not happen without all the hard work of the Sport coordinators, Judy and the amazing parent volunteers every week rain or shine.

On a personal note, I have had the privilege of being part of this school for the last 11 years and sadly after this year all my kids will have graduated Primary School. I am excited for their futures of course, but I am sad to be leaving this wonderful EPS community.

Thank you to the past and present GC members I have served with while on the council the last 9 years. We have had many laughs, great and passionate discussions all for the betterment of our school, and I have learned something from each of you.

All I can say to those of you reading this that are thinking, "should I do that?" when the school needs a volunteer is – Absolutely!

You won't regret it; your kids love to see you being involved and the help is always appreciated.

Thank you to the staff, students and families. I am confident the future of Edwardstown Primary School is bright.

Jo Laird

Chairperson

Governing Council